

SO # 147412

PREMIER STOCK UNIT

CUSTOM CYCLONE STAINLESS-STEEL BODY LOW HOSE BED RESCUE PUMPER



CHASSIS

- 67.5" CA 100" WIDE CYCLONE CAB & CHASSIS
- SEATING FOR 6 (5 SCBA)
- CUMMINS X12 500HP WITH ALLISON EVS4000 TRANS.
- HOT-DIPPED GALVANIZED & POWDER COATED FRAME
- G4 ELECTRONIC STABILITY CONTROL
- 52,500LB GVW

BODY

- 304L WELDED STAINLESS-STEEL BODY
- FULL HEIGHT / FULL DEPTH DRIVER SIDE COMPARTMENTS
- FULL HEIGHT / SPLIT-DEPTH OFFICER SIDE COMPARTMENTS
- ENCLOSED LADDER STORAGE
- WHEEL WELL STORAGE FOR 7 SCBA BOTTLES/ EXTINGUISHERS
- ZICO HOSE BED ACCESS LADDER

PUMP & TANK

- 1000 GALLON BOOSTER TANK + 30 GALLON FOAM TANK
- HALE QMAX 1500GPM PUMP
- FRONT SUCTION
- ELECTRIC MASTER INTAKE VALVES
- TRIPLE CROSSLAYS (2X1.5" & 1X 2.5")
- 1600 HYPRO / FOAMPRO FOAM SYSTEM

ELECTRICAL

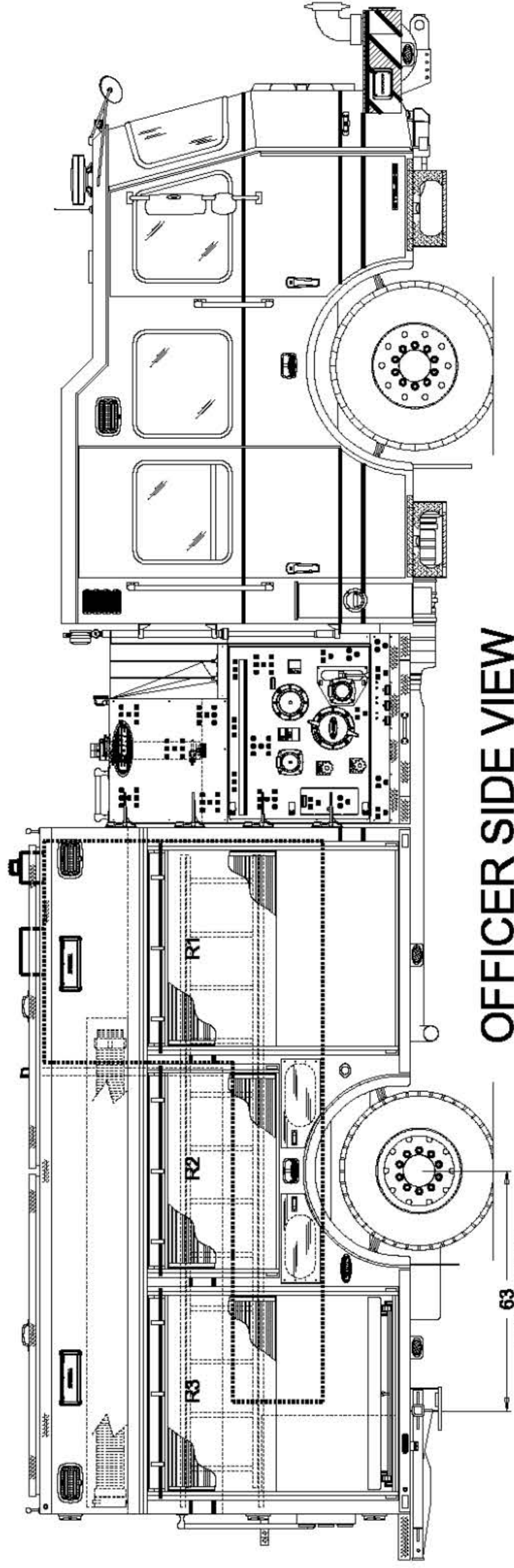
- WHELEN LED WARNING LIGHT PACKAGE
- WHELEN / FRC / HIVIZ FIRETECH LED SCENE LIGHTING
- GENERATOR READY (IF NECESSARY)
- DRIVER & OFFICER V-MUX VISTA DISPLAYS
- POWERCALL SIREN

WARRANTY

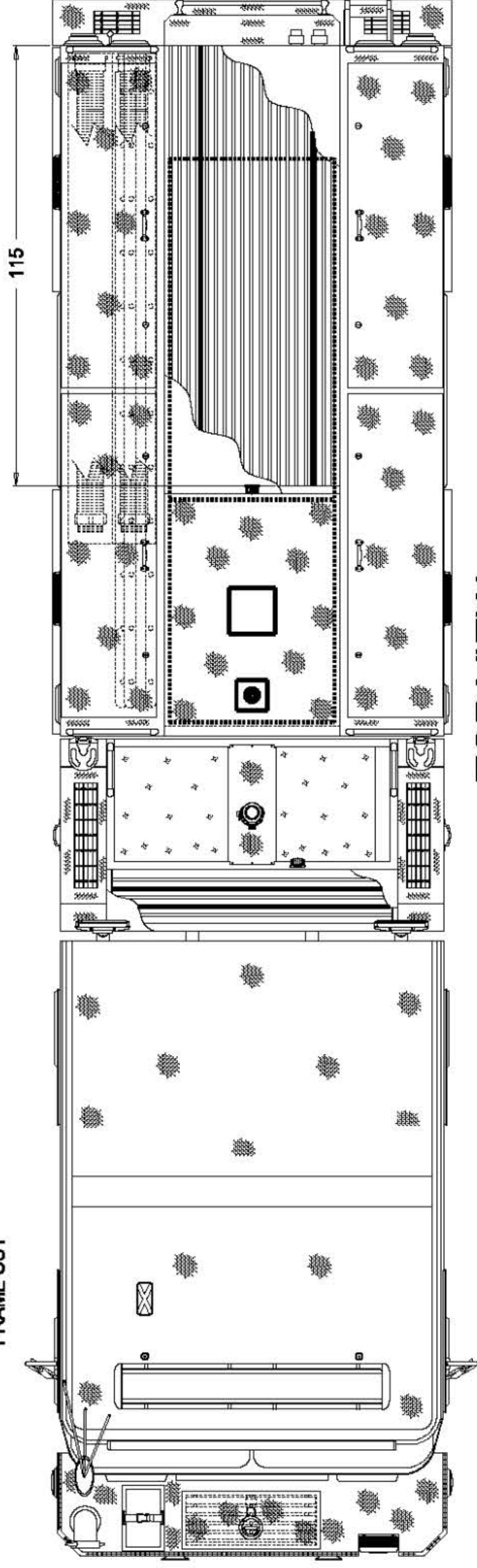
- 20-YEAR BODY & SUBSTRUCTURE WARRANTY
- 25-YEAR FRAME RAIL CORROSION WARRANTY
- LIFETIME (50) FRAME RAIL WARRANTY
- 10-YEAR CAB STRUCTURAL WARRANTY
- 20-YEAR FRAME COMPONENT CORROSION WARRANTY
-PLUS MORE!

PREMIER
FIRE APPARATUS, INC
SALES & SERVICE

**NEW YORK STATE'S "PREMIER" FIRE APPARATUS
SALES & SERVICE DEALER**

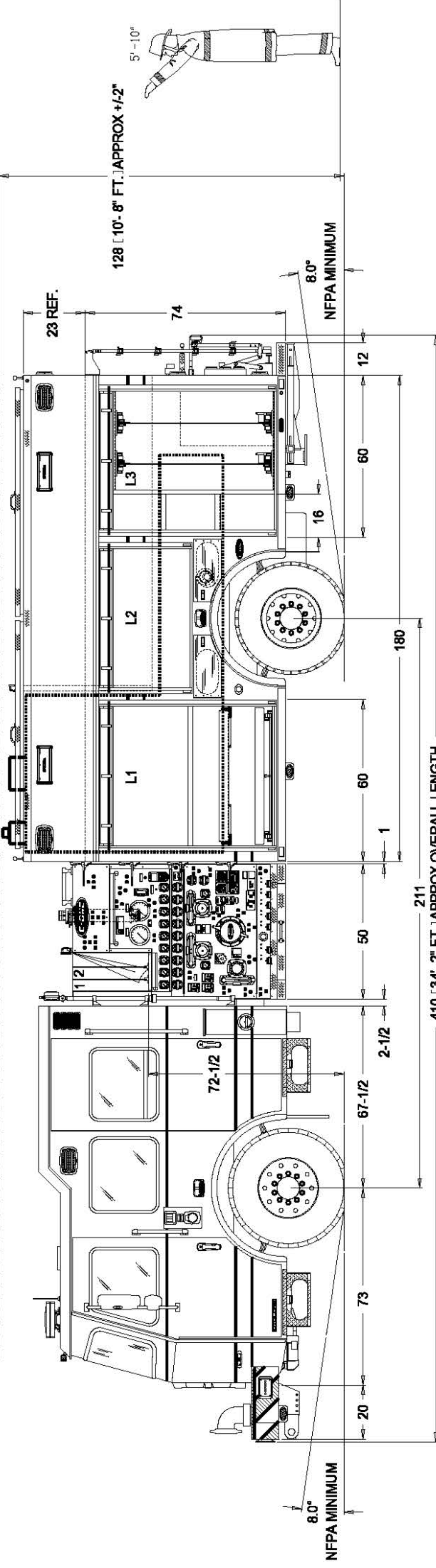


OFFICER SIDE VIEW

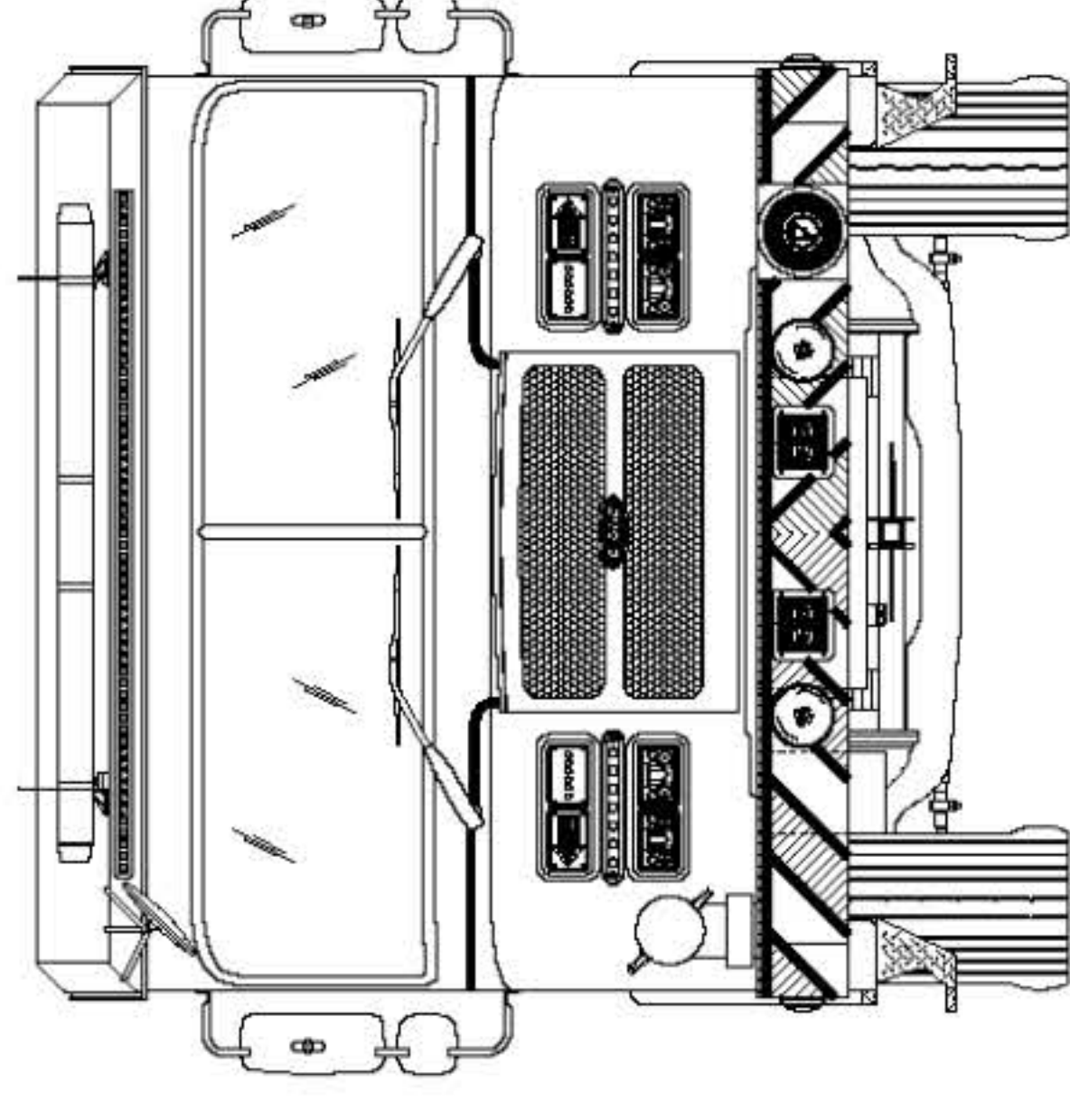


TOP VIEW

CROSSLAY #1 = 200' OF 1-3/4" HOSE CROSSLAY #2 = 200' OF 1-3/4" HOSE CROSSLAY #3 = 200' OF 2-1/2" HOSE



DRIVERS SIDE VIEW



FRONT VIEW

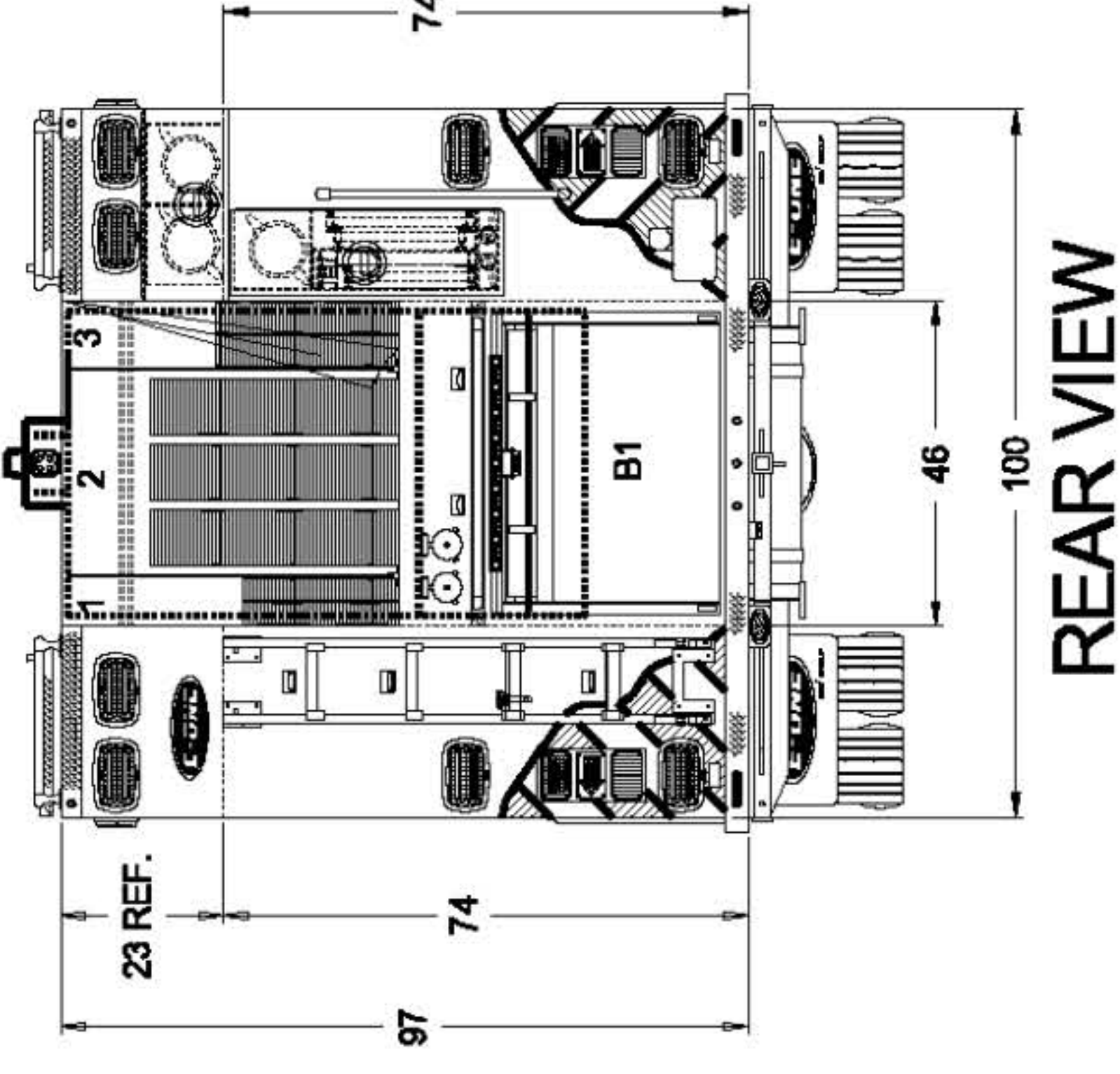
COMP.	CLEAR DOOR OPENING (W x H)	COMPARTMENT INTERIOR (W x H x L/D/D)
L1	51-1/2"W x 59-1/2"H	56"W x 70"H x 27"D
L2	51-1/2"W x 28-1/4"H	60"W x 38-3/4"H x 27"D
L3	51-1/2"W x 59-1/2"H	56"W x 70"H x 27"D
R1	51-1/2"W x 59-1/2"H	56"W x 31-1/4"H x 27"D L / 56"W x 38-3/4"H x 14"D U
R2	51-1/2"W x 28-1/4"H	60"W x 38-3/4"H x 14"D
R3	51-1/2"W x 59-1/2"H	56"W x 31-1/4"H x 27"D L / 56"W x 38-3/4"H x 14"D U
B1	39"W x 23-3/4"H	46"W x 35"H x 28"D

HOSE BED LAYOUT:

BED 1 = 650' OF 1-3/4" DJ HOSE

BED 2 = 1300' OF 5" LDH

BED 3 = 750' OF 2-1/2" DJ HOSE



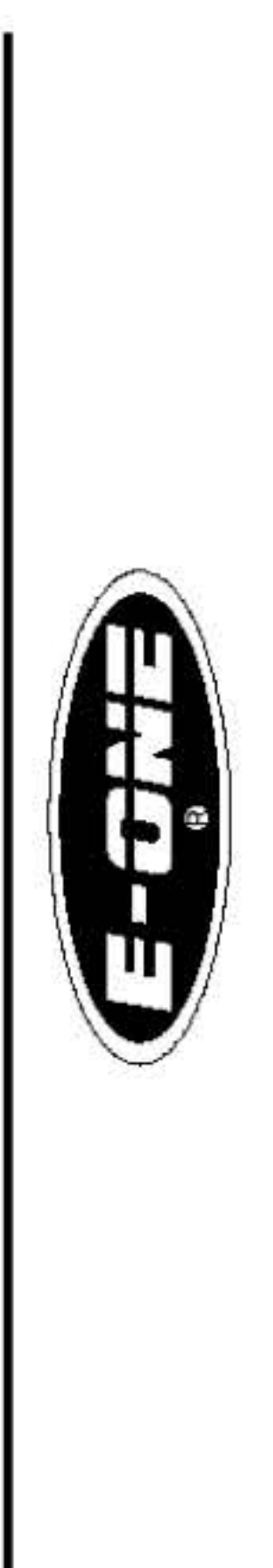
REAR VIEW

THIS DRAWING IS FOR REFERENCE PURPOSES. ALL DIMENSIONS ARE SUBJECT TO MINOR VARIATIONS DUE TO MANUFACTURING PROCESSES.

This print is the property of E-ONE, Inc. and is loaned to you subject to return on demand, unless otherwise agreed to in writing by E-ONE, Inc. Its contents are confidential and must not be copied or submitted to third parties for use or examination.

SALES REFERENCE ONLY

REV.	REVISION NOTE / CO#	DATE	DRAWN BY:	Tolerance:	Units:
-	INITIAL DRAWING TO MATCH QUOTE REV. 26	080323	JDP	Lin: ±.50°	Inches [mm Imports Only]
A	UPDATED DRAWING TO MATCH QUOTE REV 48	100923	JDP	Ang: ±.50°	Water Tank Capacity:
				Generator:	1000 WATER/30 FOAM
				Misc:	Misc:



PREMIER FIRE APPARATUS INC
 QUOTE NO. 126996 (PRSS-CYCN)
 RESCUE PUMPER 1030 GALLON L-TANK
 CYCLONE LONG 4F/12R 12" REAR RAISED
 FILE NAME: 126996 PREMIER FIRE APPARATUS INC